



## Lifting Point 8-211

### Product information



Rotates through 360° and pivot 90°.

Manufactured from alloy steel, quenched and tempered.

Load rated parts are 100% magnaflux crack detected.

Individual forged parts and cap screw are traceable to Test Certification.

Bolts are Metric thread (ASME / ANSI B18.3.1M), specification is grade 12.9 alloy socket head screw per DIN EN ISO 4762.

Individually proof tested to 2.5 times the WLL.

Fatigue rated to 1.5 times the WLL.

All YOKE Lifting points meet or exceed all the requirements of ASME B30.26.

Quick and simple assembly, just a tapped hole is required."

**Features:** Built-in RFID/NFC chip

**Material:** Alloy steel, quenched and tempered

**Marking:** According to standard, CE-marked, WLL, size, steel quality, manufacturer ID and traceability

**Temperature range:** -40° up to +200°C (without reduction in WLL)

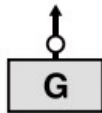
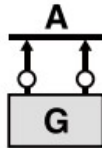
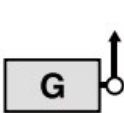
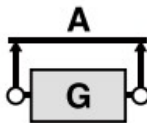
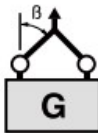

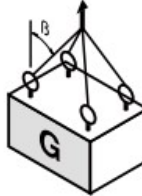
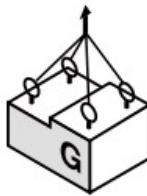
**Finish:** Painted

**Standard:** EN 1677-1

**Safety factor:** 4:1

Part code	WLL ton	Thread mm	Pitch DIN13	Torque Nm	A mm	B mm	C mm	D mm	F mm	G mm	SW mm	J mm	K mm	L mm	N mm	E mm	M mm	Weight kg	Delivery time
42158211006	0.63	M 10	1,5	60	30	35	36	11	86	55	17	77	34	40	24	16	M 10	0.4	2
42158211010	1	M 12	1,75	100	33	38	44	14	99	57	19	89	38	42	31	18	M 12	0.5	2
42158211025	2.5	M 20	2,5	250	50	54	56	16	143	82	30	132	53	70	49	30	M 20	1.6	2
42158211040	4	M 24	3	400	50	54	59	16	143	82	36	132	53	67	45	36	M 24	1.9	2

**Technical data**

Kind of attachment											
Number of legs		1	2	1	2	2	2	2	3-4	3-4	3-4
Load direction		0°	0°	90°	90°	0-45°	45°- 60°	unsymm.	0 - 45°	45°- 60°	unsymm.
Item No.	Thread	WLL(t)									
8-211-003	M 8	0.30	0.60	0.30	0.60	0.42	0.30	0.30	0.63	0.45	0.30
8-211-006	M 10	0.63	1.26	0.63	1.26	0.88	0.63	0.63	1.32	0.95	0.63
8-211-010	M 12	1.00	2.00	1.00	2.00	1.40	1.00	1.00	2.10	1.50	1.00
8-211-012	M 14	1.20	2.40	1.20	2.40	1.68	1.20	1.20	2.52	1.80	1.20
8-211-015	M 16	1.50	3.00	1.50	3.00	2.10	1.50	1.50	3.15	2.25	1.50
8-211-020	M 18	2.00	4.00	2.00	4.00	2.80	2.00	2.00	4.20	3.00	2.00
8-211-025	M 20	2.50	5.00	2.50	5.00	3.50	2.50	2.50	5.25	3.75	2.50
8-211-040	M 24	4.00	8.00	4.00	8.00	5.60	4.00	4.00	8.40	6.00	4.00
8-211-042	M 27	4.00	8.00	4.00	8.00	5.60	4.00	4.00	8.40	6.00	4.00
8-211-050	M 30	5.00	10.00	5.00	10.00	7.00	5.00	5.00	10.50	7.50	5.00
8-211-070	M 36	7.00	14.00	7.00	14.00	9.80	7.00	7.00	14.70	10.50	7.00
8-211-080	M 36	8.00	16.00	8.00	16.00	11.20	8.00	8.00	16.80	12.00	8.00
8-211-100	M 42	10.00	20.00	10.00	20.00	14.00	10.00	10.00	21.00	15.00	10.00
8-211-150	M 42	15.00	30.00	15.00	30.00	21.00	15.00	15.00	31.50	22.50	15.00
8-211-200	M 48	20.00	40.00	20.00	40.00	28.00	20.00	20.00	42.00	30.00	20.00

## Blueprint

